

MARUT M G2

DATASHEET | SPECIFICATIONS



TECHNICAL SPECIFICATIONS

ELECTRICAL PARAMETERS

Light source	» LED
AC voltage	» AC 220–240 V / 50–60 Hz
Connection	» leading out cable » leading out cable with connector (G) » without cable (WO)
Driver	» electronic driver with surge protection L/N-Ground 10 kV
Surge protection	» additional surge protection 10 kV (S)
Fuse	» fuse 6,3 A (J)
Dimming	» non-dimmable (not labeled) » DALI (DALI) » night dimming (A) » preparation for wireless communication NEMA (N) » Zhaga (Z)
Constant lumen output	» CLO (C)

LIGHT PARAMETERS

Optical system	» roads (Mxx) » roads (Lxx) » directional (Pxx) » area (Uxx) » combined optics (Kxx) » BACK light shades (BL1/BL2) » FRONT light shades (FL1/FL2)
Light distribution	» direct
Color rendering index	» Ra > 70 » Ra > 80
Color temperature	» BLUE FREE (AMBER) » 2 200 K » 2 700 K » 3 000 K » 4 000 K » 5 000 K » 5 700 K » TW
Service life	» > 100 000 hours (L90B10)

CONSTRUCTION

Housing	» aluminum cast
Color	» RAL 7015/9006
Surface	» matte
Cover	» tempered glass

SAFETY

Protection class	» I » II
Ambient operating temperature	» -40 / +55 °C
Ingress protection	» IP 66
Impact protection	» IK 09
EMC	» YES
Vibration test	» YES
Certification	» Zhaga-D4i » IDA Dark Sky Approved
RoHS	» YES
REACH	» YES

MOUNTING

Method	» pole or outrigger (48–60 mm) » adapter (60–76) (on request) » adjustable joint ± 15°
Recommended height	» up to 8 m
Additional equipment	» EXTERNAL shades CPZ (on order)

CHARACTERISTIC

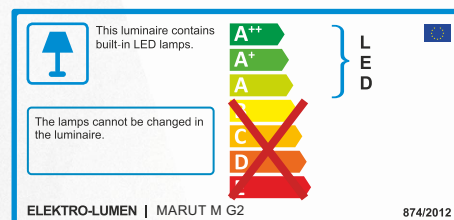
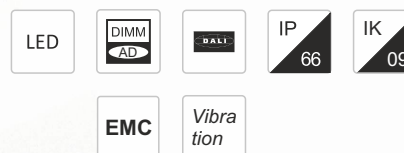
Elegant outdoor LED luminaire with an integrated surge protection and adjustable joint with the possibility of integration into “Smart City”.

USE

Road classes I., II. and III.

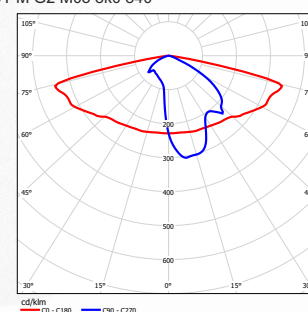
Pedestrian zones Outdoor areas

Sidewalks Cycle paths



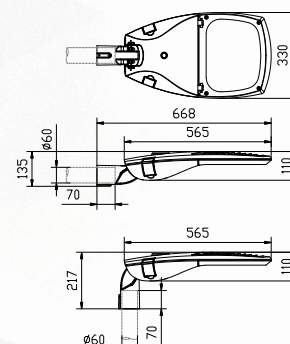
LIGHT DISTRIBUTION CURVE

MARUT M G2 M03 8k0 840



DIMENSIONS

MARUT M G2



VARIANTS

DATASHEET MARUT M G2

VARIANTS (chip 3535)	POWER (W)				LUMINAIRE OUTPUT FLUX (lm)		LUMINAIRE EFFICIENCY (lm/W)	SERVICE LIFE (hrs.)	WEIGHT
	Color temperature (K)								
Catalog name	2200K Ra 70 U500 < 6.5%	2700K Ra 70 U500 < 10.5%	3000K Ra 70 U500 < 15%	4000K Ra 70 U500 < 23%	min	max	Up to	L90B10	kg*
MARUT M G2 Mxx 2k0	14,5	12,8	12,3	11,7	1 673	1 851	158,2	> 100 000	6.7
MARUT M G2 Mxx 3k0	22,6	19,5	18,3	17,5	2 510	2 776	158,6	> 100 000	6.7
MARUT M G2 Mxx 4k0	30,6	27,1	25,1	23,9	3 346	3 701	154,9	> 100 000	6.7
MARUT M G2 Mxx 5k0	39,6	34,3	32,1	30,6	4 183	4 627	151,2	> 100 000	6.7
MARUT M G2 Mxx 6k0	42,7	42,6	39,5	37,4	5 020	5 552	148,4	> 100 000	6.7
MARUT M G2 Mxx 7k0	50,9	44,2	41,6	39,2	5 856	6 477	165,2	> 100 000	6.7
MARUT M G2 Mxx 8k0	59,5	51,4	48,2	45,4	6 693	7 402	163,0	> 100 000	6.7
MARUT M G2 Mxx 9k0	68,2	59	55,4	52,3	7 529	8 328	159,2	> 100 000	6.7
MARUT M G2 Mxx 10k0	78	66,6	62,5	58,9	8 366	9 253	157,1	> 100 000	6.7
MARUT M G2 Mxx 12k0	-	83,9	77,8	72,9	10 039	11 104	152,3	> 100 000	6.7
MARUT M G2 Mxx 14k0	-	-	-	87,3	11 712	12 954	148,4	> 100 000	6.7

VARIANTS (chip 5050)	POWER (W)					LUMINAIRE OUTPUT FLUX (lm)		LUMINAIRE EFFICIENCY (lm/W)	SERVICE LIFE (hrs.)	WEIGHT
	Color temperature (K)									
Catalog name	BLUE FREE AMBER U500 < 1.7%	2200K Ra 70 U500 < 7%	2700K Ra 70 U500 < 10.6%	3000K Ra 70 U500 < 14%	4000K Ra 70 U500 < 21%	min	max	Up to	L90B10	kg*
MARUT M G2 Lxx 2k0	14,2	13,7	12,6	12	11,4	1 750	1 892	166,0	> 100 000	6.7
MARUT M G2 Lxx 3k0	21,1	20,7	18,9	17,7	16,9	2 625	2 837	167,9	> 100 000	6.7
MARUT M G2 Lxx 4k0	28,2	27,6	25,5	23,6	22,6	3 500	3 783	167,4	> 100 000	6.7
MARUT M G2 Lxx 5k0	35,8	35,1	32,3	29,8	28,2	4 375	4 729	167,7	> 100 000	6.7
MARUT M G2 Lxx 6k0	39,9	39,1	39,4	36,3	34,3	5 249	5 675	165,5	> 100 000	6.7
MARUT M G2 Lxx 7k0	46,6	46,2	42,3	39	37,2	6 124	6 621	178,0	> 100 000	6.7
MARUT M G2 Lxx 8k0	54,1	53,7	48,4	44,7	42,5	6 999	7 566	178,0	> 100 000	6.7
MARUT M G2 Lxx 9k0	61,9	60,6	55,4	51,2	48,3	7 874	8 512	176,2	> 100 000	6.7
MARUT M G2 Lxx 10k0	69,9	68,5	62,3	57,4	54,3	8 749	9 458	174,2	> 100 000	6.7
MARUT M G2 Lxx 12k0	-	-	76,9	70,8	66,7	10 499	11 350	170,2	> 100 000	6.7
MARUT M G2 Lxx 14k0	-	-	-	-	79,8	12 249	13 241	165,9	> 100 000	6.7

* The weight may vary slightly depending on the luminaire variant.

Luminaire ambient temperature TQ 25 °C
Initial color consistency: ≤ 5 SDCM
Optical and electrical parameters tolerance ± 10 %
IDA Dark Sky fixture seal of approval relates to ≤ 3 000 K
To meet IDA requirements, the luminaires must be installed horizontally with the road

When using the CLO function, the initial power and luminous flux is 10 % lower than the value shown in the table. LDT curves with CLO function have the letter "C" at the end of their marking.

The term BLUE FREE (AMBER) in lighting technology refers to light with a minimum amount of the blue part of the light spectrum (< 2%).

CODE DESCRIPTION

MARUT M	II	G2	M01BL2	8k0	730	B124	45CAZ	SJG	H3S
Name									
Class									
Without marking					Class I				
II					Class II				
Luminaire generation									
Optical system									
M01					Roads				
L01					Roads				
P01					Directional				
U01					Area				
K01					Combined optics				
BL1/BL2					BACK Light shades				
Luminous flux marking (source)									
Ra 70 / 3 000 K									
LED module marking									
B					LED module type				
1									
2									
4					Mask type				
Driver type									
43					DALI driver + 3 pole terminal block				
45					DALI driver + 5 pole terminal block				
45P					DALI driver + 5 pole terminal block + presence detection				
4					DALI driver				
1					on/off driver				
D					D4i driver - (for Zhaga connector)				
C					Constant luminous flux (CLO)				
A					AstroDim				
Z					Zhaga connector, 4 pin (D4i driver)				
N					NEMA connector, 7 pin (DALI driver)				
S					Surge protection 10 kV				
J					Fuse 6,3 A				
G					Gesis connector				
H					H05(07)RN-F cable (1 mm ²)				
C					CYKY cable (1,5 mm ²)				
WO					Without cable				
2					2 core cable				
3					3 core cable				
5					5 core cable				
S					Standard – 25 cm length of cable (led out of the luminaire)				
1					1 meter (length in whole meters)				