



HASSTA

DATASHEET | SPECIFICATIONS



TECHNICAL SPECIFICATIONS

ELECTRICAL PARAMETERS

Light source	» LED
AC voltage	» AC 220–240 V / 50–60 Hz
Connection	» leading out cable » leading out cable with connector (G)
Driver	» electronic driver with surge protection L/N-Ground 10 kV
Surge protection	» EP + additional surge protection 10 kV (S)
Dimming	» non-dimmable (not labeled) » DALI » night dimming (A)
	» preparation for wireless communication NEMA (N) » Zhaga (Z)
Constant luminous flux	» CLO (C)

LIGHT PARAMETERS

Optical system	» roads (Mxx) » roads (Lxx) » directional (Pxx)
	» area (Uxx) » pedestrian crossing (ZLx/ZPx) » combined optics (Kxx)
	» BACK Light shades (BL1) » FRONT Light shades (FL1)
Light distribution	» direct » single-sided radiation (1) » double-sided radiation (2)
Color rendering index	» Ra > 70 » Ra > 80
Color temperature	» BLUE FREE (AMBER) » 2 200 K » 2 700 K » 3 000 K » 4 000 K » 5 000 K
	» 5700 K » TW
Service life	» > 100 000 hours (L90B10)

CONSTRUCTION

Housing	» aluminum cast
Color	» RAL 7015
Surface	» mat
Cover	» tempered glass

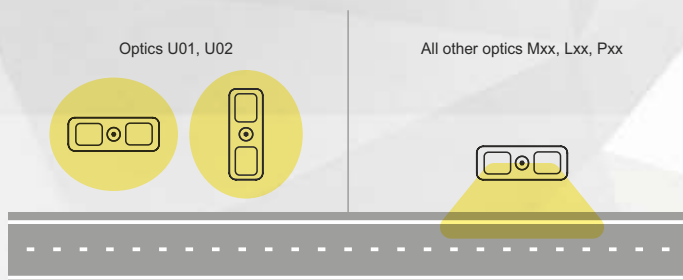
SAFETY

Protection class	» I » II
Ambient operating temperature	» -40 / +55 °C
Ingress protection	» IP 66
Impact protection	» IK 08
Certification	» ENEC
RoHS	» YES
REACH	» YES

MOUNTING

Method	» pole (48–67 mm)
Recommended height	» up to 6 m

DIRECTION OF RADIATION



CHARACTERISTIC

The Hassta luminaire, designed by a renowned designer, combines elegant aesthetics with high functionality for public lighting. Energy-efficient LED technology ensures even illumination with minimal power consumption.

USE

- Square
- City parks
- Cycle paths
- Road classes II. and III.
- Sidewalks
- Lighting of outdoor railway areas



Toto svítidlo obsahuje zabudované světelné zdroje LED

Světelné zdroje LED v tomto svítidle nelze vyměnit

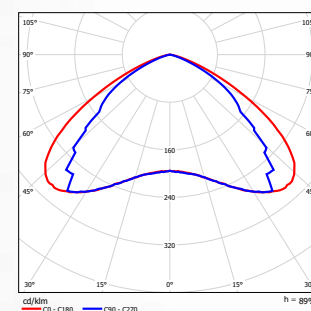
A++ A+ A C D

LED

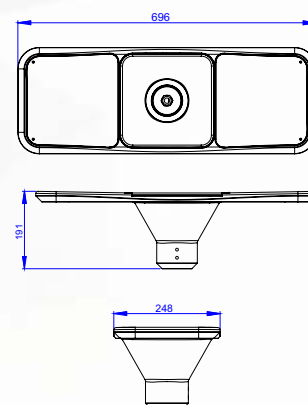
ELEKTRO-LUMEN | HASSTA 874/2012

LIGHT DISTRIBUTION CURVE

HASSTA 2 U01 4k0 740



DIMENSIONS



VARIANTS

DATASHEET HASSTA

VARIANTS (chip 3535)	POWER (W)				LUMINAIRE OUTPUT FLUX (lm)		LUMINAIRE EFFICIENCY (lm/W)	SERVICE LIFE (hrs.)	WEIGHT
	Color temperature (K)								
Catalog name	2200K (Ra 70)	2700K (Ra 70)	3000K (Ra 70)	4000K (Ra 70)	min	max	Up to	L90B10	kg*
HASSTA 2 Mxx 2k0	14,5	12,8	12,3	11,7	1 467	1 809	154,6	> 100 000	8.0
HASSTA 2 Mxx 3k0	22,6	19,5	18,3	17,5	2 200	2 713	155,0	> 100 000	8.0
HASSTA 2 Mxx 4k0	30,6	27,1	25,1	23,9	2 933	3 617	151,3	> 100 000	8.0
HASSTA 2 Mxx 5k0	39,6	34,3	32,1	30,6	3 667	4 522	147,8	> 100 000	8.0
HASSTA 2 Mxx 6k0	42,8	42,6	39,5	37,4	4 400	5 426	145,1	> 100 000	8.0
HASSTA 2 Mxx 7k0	50,9	44,4	41,6	39,2	5 133	6 330	161,5	> 100 000	8.0
HASSTA 2 Mxx 8k0	59,6**	51,3	48,7	45,8	5 866	7 234	157,9	> 100 000	8.0
HASSTA 2 Mxx 9k0	68,3**	59	55,4	52,2	6 600	8 139	155,9	> 100 000	8.0

VARIANTS (chip 5050)	POWER (W)					LUMINAIRE OUTPUT FLUX (lm)		LUMINAIRE EFFICIENCY (lm/W)	SERVICE LIFE (hrs.)	WEIGHT
	Color temperature (K)									
Catalog name	BLUE FREE (AMBER)	2200K (Ra 70)	2700K (Ra 70)	3000K (Ra 70)	4000K (Ra 70)	min	max	Up to	L90B10	kg*
HASSTA 2 Lxx 2k0	14,2	13,8	12,6	12	11,4	1 750	1 892	166,0	> 100 000	8.0
HASSTA 2 Lxx 3k0	21,1	20,7	18,9	17,7	16,9	2 625	2 837	167,9	> 100 000	8.0
HASSTA 2 Lxx 4k0	28,2	27,7	25,5	23,6	22,6	3 500	3 783	167,4	> 100 000	8.0
HASSTA 2 Lxx 5k0	35,8	35,1	32,3	29,8	28,2	4 375	4 729	167,7	> 100 000	8.0
HASSTA 2 Lxx 6k0	39,9	39,1	39,4	36,3	34,3	5 249	5 675	165,5	> 100 000	8.0
HASSTA 2 Lxx 7k0	46,6	46,3	42,3	39	37,2	6 124	6 621	178,0	> 100 000	8.0
HASSTA 2 Lxx 8k0	54,1	53,2	48,4	45,2	42,9	6 999	7 566	176,4	> 100 000	8.0
HASSTA 2 Lxx 9k0	61,9**	60,7**	55,4	51	48,2	7 874	8 512	176,6	> 100 000	8.0

* The weight may vary slightly depending on the luminaire variant.

** Can not be produced under ENEC licence.

The IDA Dark Sky seal of approval only applies to variants with CCT ≤ 3,000 K
To meet IDA Dark Sky requirements, fixtures must be installed level with the roadway
Luminaire ambient temperature TQ 25 °C
Initial color consistency: ≤ 5 SDCM
Optical and electrical parameters tolerance ± 10 %

When using the CLO function, the initial power and luminous flux is 10 % lower than the value shown in the table. LDT curves with CLO function have the letter "C" at the end of their marking.

The term BLUE FREE (AMBER) in lighting technology refers to light with a minimum amount of the blue part of the light spectrum (< 2%).

CODE DESCRIPTION

HASSTA II 2 U01BL1 8k0 730 B124 45CAZ SJG H3S ENEC

Name		
Class		
Without marking	Class I	
II	Class II	
Double-sided radiation		
Optical system		
M01	Roads	
L01	Roads	
P01	Directional	
U01	Area	
K01	Combined optics	
BL1	BACK Light shades	
Luminous flux marking (source)		
Ra 70 / 3 000 K		
LED module marking		
B	LED module type	
1		
2		
4	Mask type	
Driver type		
43	DALI driver+ 3 pole terminal block	
45	DALI driver + 5 pole terminal block	
45P	DALI driver + 5 pole terminal block + presence detection	
4	DALI driver	
1	on/off driver	
D	D4i driver (for Zhaga connector)	
C	Constant luminous flux (CLO)	
A	AstroDim	
Z	Zhaga connector, 4 pin (D4i driver)	
N	NEMA connector, 7 pin (DALI driver)	
S	Surge protection 10 kV	
J	Fuse 6,3 A	
G	Gesis connector	
H	H05(07)RN-F cable (1 mm ²)	
C	CYKY cable (1,5 mm ²)	
2	2 core cable	
3	3 core cable	
5	5 core cable	
S	Standard – 25 cm length of cable (led out of the luminaire)	
1	1 meter (length in whole meters)	
ENEC certification		