



1. Unpack the light fixture.




2. Prepare the mounting system according to the installation method: either suspended or surface-mounted.




3. Loosen the screws of the fixture's locking system.



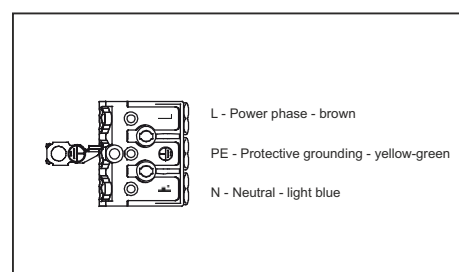
4. Mounting method: screw for surface mounting or hang with a chain.



5. Feed the power cable through the selected opening by pushing through the perforation. Use the included membrane gland.



6. Connect the cable according to the terminal block.



7. Close the fixture and screw it back together in reverse order.



**MAINTENANCE**

Maintenance and repairs must be carried out in a de-energized state.

CLEANING

The luminaire can be cleaned with standard cleaning agents. Do not use abrasive cleaning agents (powders) or solvents. Clean the polished surface of the reflector with a brush dipped in an alcohol-based cleaner.

WARRANTY

According to the valid general business conditions of ELEKTRO–LUMEN, s. r. o., the warranty on the supplied goods, except for batteries for emergency power sources, is 24 months from the date of receipt. The warranty on batteries for emergency power sources is 6 months from the date of receipt, provided that proper battery formatting has been carried out. This does not apply to contractual warranties.

SAFETY AND HEALTH PROTECTION AT WORK (BOZP)

When installing and working with the luminaire, follow the safety and health protection rules at work. Possible risks include: working at heights, falling small objects and shavings, sharp edges, electric shock, etc. Basic protective equipment to be used according to the situation and tools used: work clothes and shoes, protective goggles, safety helmet, protective gloves, reflective vest, and hearing protection (not provided by ELEKTRO–LUMEN, s. r. o.).

NOTICE

The photos in the installation manual are for illustrative purposes only. Installation and electrical connection must be carried out by personnel with electrotechnical qualifications according to Decree 50/78 Coll. Luminaires can only be operated if they are undamaged and clean. The manufacturer accepts no responsibility if the product has been modified or improperly installed. Installation and use must be in accordance with the general Technical requirements, which are publicly available on the website: <http://el-lumen.cz/o-spolecnosti/dokumenty/>

DISCLAIMER

Changes without prior notice reserved. Errors and omissions excepted. Always make sure you are using the latest version of the installation manual (available at www.el-lumen.cz).

ELEKTRO–LUMEN, s. r. o.
Hranická 505,
753 61 Hranice IV
Czech Republic

The company reserves the right to change technical data and printing errors.
Copyright © ELEKTRO–LUMEN, s. r. o.

