

SHANTA M

DATASHEET | SPECIFICATIONS



TECHNICAL SPECIFICATIONS

ELECTRICAL PARAMETERS

Light source	» LED
AC voltage	» AC 220–240 V / 50–60 Hz
Connection	» leading out cable » leading out cable with connector (G) » without cable (WO)
Driver	» electronic driver with surge protection L/N-Ground 10 kV
Surge protection	» additional surge protection 10 kV (S)
Fuse	» fuse 6,3 A (J)
Dimming	» non-dimmable (not labeled) » DALI DALI » night dimming (A) » preparation for wireless communication NEMA (N) » Zhaga (Z)
Constant lumen output	» CLO (C)

LIGHT PARAMETERS

Optical system	» roads (Mxx) » roads (Lxx) » directional (Pxx) » area (Uxx) » pedestrian crossing (ZLx/ZPx) - cannot ZP06 / ZL06 » combined optics » (Kxx) AMBER modul (Nxx) » AMBER optics (ALxx) » BACK Light mask (BM2)
Light distribution	» direct
Color rendering index	» Ra > 70 » Ra > 80
Color temperature	» 2 700 K » 3 000 K » 4 000 K » 5 000 K
Service life	» > 100 000 hours (L90B10)

CONSTRUCTION

Housing	» aluminum cast
Color	» RAL 7015
Surface	» matte
Cover	» tempered glass

SAFETY

Protection class	» I » II
Ambient operating temperature	» max. -40 / +50 °C
Ingress protection	» IP 66
Impact protection	» IK 08

MOUNTING

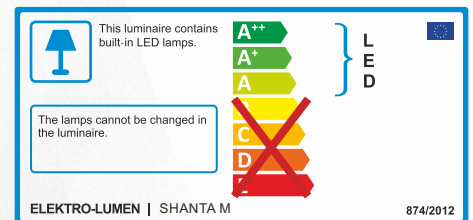
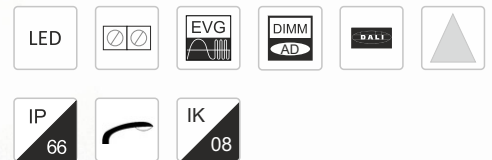
Method	» pole or outrigger (48–60 mm) » adapter (60–76) (on request) » adjustable joint ± 10°
Recommended height	» up to 12 m

CHARACTERISTIC

Modern outdoor LED luminaire with integrated surge protection and adjustable joint ± 10°.

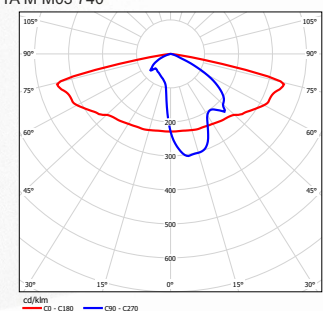
USE

- Pedestrian zones
- Outdoor areas
- Road classes I. and II.
- Sidewalks
- Cycle paths



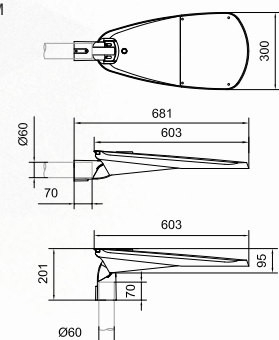
LIGHT DISTRIBUTION CURVE

SHANTA M M03 740



DIMENSIONS

SHANTA M



VARIANTS

DATASHEET SHANTA M

TYP chip (3535)		POWER (W)				TYPICAL LUMINOUS FLUX	SERVICE LIFE	WEIGHT
Name	AMBER modul	Color temperature (K)				Lumen (lm)	L90B10 (hrs.)	Kilogram (kg)*
		2 200	2 700	3 000	4 000			
SHANTA M Mxx ... 5k0 ...	—	38,1	34,6	32,9	29,2	5 000	> 100 000	6,5
SHANTA M Mxx ... 6k0 ...	—	44,5	39,5	40,3	36,5	6 000	> 100 000	6,5
SHANTA M Mxx ... 7k0 ...	—	52,4	46,6	43,3	39,5	7 000	> 100 000	6,5
SHANTA M Mxx ... 8k0 ...	—	60,8	52,9	50,7	46,6	8 000	> 100 000	6,5
SHANTA M Mxx ... 9k0 ...	—	72	61,4	55,7	52,9	9 000	> 100 000	6,5
SHANTA M Mxx ... 10k0 ...	—	78,6	68,1	64,2	58,6	10 000	> 100 000	6,5
SHANTA M Mxx ... 12k0 ...	—	102	84,7	78,4	73	12 000	> 100 000	6,5
SHANTA M Mxx ... 14k0 ...	—	—	102	96	90	14 000	> 100 000	6,5

TYP chip (5050)		POWER (W)				TYPICAL LUMINOUS FLUX	SERVICE LIFE	WEIGHT
	AMBER optics							
SHANTA M Lxx ... 5k0 ...	26,6	—	31,1	28,6	26,6	5 000	> 100 000	6,5
SHANTA M Lxx ... 6k0 ...	32,3	—	37	34,2	32,3	32,3	> 100 000	6,5
SHANTA M Lxx ... 7k0 ...	37,9	—	43,5	40,1	37,9	7 000	> 100 000	6,5
SHANTA M Lxx ... 8k0 ...	43,4	—	50,5	46,4	43,4	8 000	> 100 000	6,5
SHANTA M Lxx ... 9k0 ...	48	—	55,5	50,8	48	9 000	> 100 000	6,5
SHANTA M Lxx ... 10k0 ...	53,3	—	62	57	53,3	10 000	> 100 000	6,5
SHANTA M Lxx ... 11k0 ...	58,7	—	69	63,2	58,7	12 000	> 100 000	6,5
SHANTA M Lxx ... 12k0 ...	65,1	—	75	69,6	65,1	14 000	> 100 000	6,5
SHANTA M Lxx ... 13k0 ...	71	—	83	76,2	71	14 000	> 100 000	6,5
SHANTA M Lxx ... 14k0 ...	77	—	89,5	82	77	14 000	> 100 000	6,5

* Weight may vary depending on the luminaire variant

Luminaire ambient temperature TQ 25 °C

Initial color consistency: ≤ 5 SDCM

Optical and electrical parameters tolerance ± 10 %

When using the CLO function, the initial power and luminous flux is 10 % lower than the value shown in the table. LDT curves with CLO function have the letter "C" at the end of their marking.

The term AMBER in lighting technology refers to light with a minimum amount of the blue part of the light spectrum.

AMBER module - the light emitted from the LED chips on the module is already free of the blue part of the light spectrum (standard PMMA optics).

AMBER optics - the optical system absorbs the blue part of light from the LED module and transmits the remaining light spectrum (special AMBER optics).

CODE DESCRIPTION

SHANTA M	II	M01	8k0	730	B124	45CAZ	SJG	H35		
									Name	
									Class	
									Without marking	Class I
									II	Class I
									Luminaire generation	
									M01	Roads
									L01	Roads
									P01	Directional
									U01	Area
									Bm2	BACK Light mask
									K01	Combined optics
									Luminous flux marking (source)	
									Ra 70 / 3 000 K	
									LED module marking	
									B	LED module type
								1		
								2		
									4	Mask type
									Driver type	
									43	OSRAM 4DIM (DALI) + 3 pole terminal block
									45	OSRAM 4DIM (DALI) + 5 pole terminal block
									45P	OSRAM 4DIM (DALI) + 5 pole terminal block + presence detection
									4	OSRAM 4 DIM
									1	OSRAM 1DIM (noDALI)
									D	OSRAM DX – Dexal (for Zhaga connector)
									C	Constant luminous flux (CLO)
									A	AstroDim
									Z	Zhaga konektor, 4 pin (Dexal driver)
									N	NEMA connector, 7 pin (4 DIM driver)
									S	Disconnect terminal block
									J	Fuse 6,3 A
									G	Gesis connector
									H	H05(07)RN-F cable (1 mm ²)
									C	CYKY cable (1,5 mm ²)
									WO	Without cable
									2	2 core cable
									3	3 core cable
									5	5 core cable
									S	Standard – 25 cm length of cable (led out of the luminaire)
									1	1 meter (length in whole meters)