

SHANTA L

DATASHEET | SPECIFICATIONS



TECHNICAL SPECIFICATIONS

ELECTRICAL PARAMETERS

Light source	» LED
AC voltage	» AC 220–240 V / 50–60 Hz
Connection	» leading out cable » leading out cable with connector (G) » without cable (WO)
Driver	» electronic driver with surge protection L/N-Ground 10 kV
Surge protection	» additional surge protection 10 kV (S)
Fuse	» fuse 6,3 A (J)
Dimming	» non-dimmable (not labeled) » DALI DALI » night dimming (A) » preparation for wireless communication NEMA (N) » Zhaga (Z)
Constant lumen output	» CLO (C)

LIGHT PARAMETERS

Optical system	» roads (Mxx) » roads (Lxx) » directional (Pxx) » area (Uxx) » pedestrian crossing (ZLx/ZPx) - cannot ZP06 / ZL06 » combined optics (Kxx) » BACK Light mask (BM2)
Light distribution	» direct
Color rendering index	» Ra > 70 » Ra > 80
Color temperature	» 2 700 K » 3 000 K » 4 000 K » 5 000 K
Service life	» > 100 000 hours (L90B10)

CONSTRUCTION

Housing	» aluminum cast
Color	» RAL 7015
Surface	» matte
Cover	» tempered glass

SAFETY

Protection class	» I » II
Ambient operating temperature	» max. -40 / +50 °C
Ingress protection	» IP 66
Impact protection	» IK 08

MOUNTING

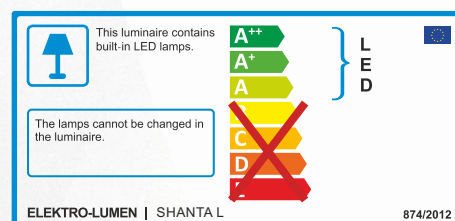
Method	» pole or outrigger (48–60 mm) » adapter (60–76) (on request) » adjustable joint ± 15°
Recommended height	» up to 12 m

CHARACTERISTIC

Modern outdoor LED luminaire with integrated surge protection and adjustable joint ± 15°.

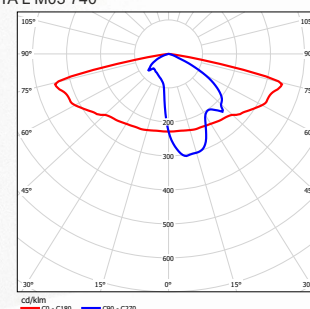
USE

- Pedestrian zones
- Outdoor areas
- Road classes I. and II.
- Sidewalks
- Cycle paths



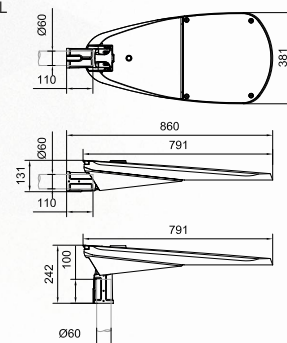
LIGHT DISTRIBUTION CURVE

SHANTA L M03 740



DIMENSIONS

SHANTA L



VARIANTS

DATASHEET SHANTA L

TYP chip (3535)	POWER (W)				TYPICAL LUMINOUS FLUX	SERVICE LIFE	WEIGHT
Name	Color temperature (K)				Lumen (lm)	L90B10 (hrs.)	Kilogram (kg)*
	2 200	2 700	3 000	4 000			
SHANTA L Mxx ... 7k0 ...	—	47	42	41,2	7 000	> 100 000	9,6
SHANTA L Mxx ... 8k0 ...	—	54,3	49,3	47	8 000	> 100 000	9,6
SHANTA L Mxx ... 9k0 ...	—	62,3	59,3	54,4	9 000	> 100 000	9,6
SHANTA L Mxx ... 10k0 ...	—	69,9	64,9	61	10 000	> 100 000	9,6
SHANTA L Mxx ... 12k0 ...	—	79,7	72,4	68,9	12 000	> 100 000	9,6
SHANTA L Mxx ... 14k0 ...	—	94,8	87,5	80,2	14 000	> 100 000	9,6
SHANTA L Mxx ... 15k0 ...	—	101,7	94,4	88,8	15 000	> 100 000	9,6
SHANTA L Mxx ... 18k0 ...	—	128	119	110,8	18 000	> 100 000	9,6
SHANTA L Mxx ... 20k0 ...	—	138	128	120	20 000	> 100 000	9,6
SHANTA L Mxx ... 22k0 ...	—	—	146	138	22 000	> 100 000	9,6

TYP chip (5050)	PŘÍKON W				TYPICKÝ SVĚTELNÝ TOK ZDROJE	ŽIVOTNOST	HMOTNOST
SHANTA L Lxx ... 7k0 ...	41,3	39,6	42	41,2	7 000	> 100 000	9,6
SHANTA L Lxx ... 8k0 ...	46,4	46,4	49,3	47	8 000	> 100 000	9,6
SHANTA L Lxx ... 9k0 ...	53,7	51,2	59,3	54,4	9 000	> 100 000	9,6
SHANTA L Lxx ... 10k0 ...	59,5	58,5	64,9	61	10 000	> 100 000	9,6
SHANTA L Lxx ... 12k0 ...	73,6	68,7	72,4	68,9	12 000	> 100 000	9,6
SHANTA L Lxx ... 14k0 ...	79,7	79,7	87,5	80,2	14 000	> 100 000	9,6
SHANTA L Lxx ... 15k0 ...	88,5	87	94,4	88,8	15 000	> 100 000	9,6
SHANTA L Lxx ... 18k0 ...	106	102,1	119	110,8	18 000	> 100 000	9,6
SHANTA L Lxx ... 20k0 ...	119	117	128	120	20 000	> 100 000	9,6

* Weight may vary depending on the luminaire variant

Luminaire ambient temperature TQ 25 °C

Initial color consistency: ≤ 5 SDCM

Optical and electrical parameters tolerance ± 10 %

When using the CLO function, the initial power and luminous flux is 10 % lower than the value shown in the table. LDT curves with CLO function have the letter "C" at the end of their marking.

CODE DESCRIPTION

SHANTA L	II	M01	8k0	730	B124	45CAZ	SJG	H3S		
									Name	
									Class	
									Without marking	Class I
									II	Class I
									Luminaire generation	
									M01	Roads
									L01	Roads
									P01	Directional
									U01	Area
									BM2	BACK Light mask
									K01	Combined optics
									Luminous flux marking (source)	
									Ra 70 / 3 000 K	
									LED module marking	
									B	type LED module
									1	
									2	
									4	Mask type
									Driver type	
									43	OSRAM 4DIM (DALI) + 3 pole terminal block
									45	OSRAM 4DIM (DALI) + 5 pole terminal block
									45P	OSRAM 4DIM (DALI) + 5 pole terminal block + presence detection
									4	OSRAM 4 DIM
									1	OSRAM 1DIM (noDALI)
									D	OSRAM DX – Dexal (for Zhaga connector)
									C	Constant luminous flux (CLO)
									A	AstroDim
									Z	Zhaga konektor, 4 pin (Dexal driver)
									N	NEMA connector, 7 pin (4 DIM driver)
									S	Disconnect terminal block
									J	Fuse 6,3 A
									G	Gesis connector
									H	H05(07)RN-F cable (1 mm ²)
									C	CYKY cable (1,5 mm ²)
									WO	Without cable
									2	2 core cable
									3	3 core cable
									5	5 core cable
									S	Standard – 25 cm length of cable (led out of the luminaire)
									1	1 meter (length in whole meters)